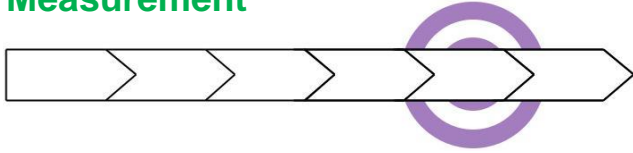
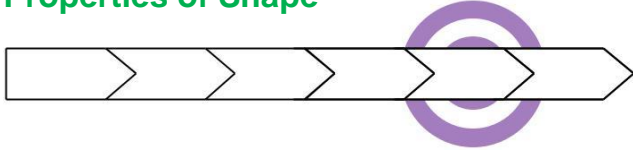


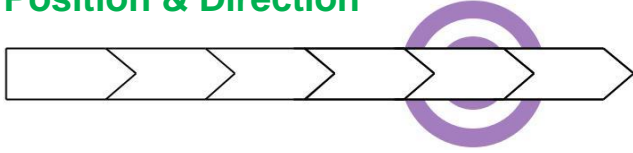
## Measurement



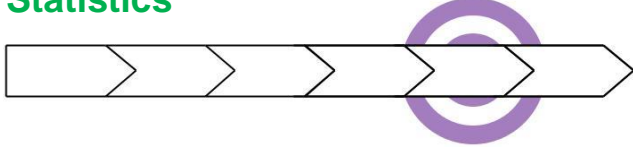
## Properties of Shape



## Position & Direction




## Statistics



Back blank  
for sticking

## Year 2 - Maths All Other

Measurement, Position & Direction,  
Properties of Shape, Statistics



Name \_\_\_\_\_

Class \_\_\_\_\_

## Measurement

I can choose the right units to measure length, height, mass, temperature or capacity. I can read to the nearest unit and do this on rulers or scales.

I can compare amounts using these signs:  $>$ ,  $<$  or  $=$ .

I can use the £ sign and p sign. I can use notes and coins to make a particular amount.

I can find different ways for coins to add up to an amount.

***I can add and subtract money and give change.***

I can put different events in order and compare them.

I can tell the time to 5 minutes. I can tell when it is quarter past or quarter to an hour. I can draw these on a clock.

I can tell you how many minutes are in an hour and how many hours are in a day.

I can read scales in divisions of ones, twos, fives and tens.

I can read scales in divisions of ones, twos, fives and tens when some numbers are missing.

I can read the time on a clock to the nearest quarter of an hour.

## Properties of Shape

I can notice and explain the properties of 2-D shapes e.g. the number of sides and line symmetry.

I can notice and explain the properties of 3-D shapes e.g. the number of edges, vertices and faces.

I can spot 2-D shapes on the surface of 3-D shapes such as a circle on a cylinder and a triangle on a pyramid.

***I can compare and sort common 2-D and 3-D shapes and everyday objects.***

## Position & Direction

I can order mathematical objects in patterns and sequences.

***I can use mathematical vocabulary to describe position, direction and movement. This could include movement in a straight line.***

## Statistics

I can read and draw simple pictograms, tally charts, block diagrams and simple tables.

I can ask and answer simple questions by counting the number of objects in each category and sorting the categories by quantity.

***I can ask and answer questions about totalling and comparing grouped data.***